



Virtual Classroom for Online Education

*Deliver engaging teaching and learning experiences to
anyone, anytime, anywhere*

The **Porai Virtual Classroom** expands your teaching reach beyond a traditional classroom's four walls. Reach anyone from working adults to full-time students, no matter where they are in the world, as long as they can connect to the web.

This unique teaching environment lets you deliver media-rich content, and offers many levels of interactivity. Synchronous video, audio, and text chat offer ways for teachers to communicate with students, and students to collaborate with one another during live classes. Better yet, record those classes for students who weren't able to attend, or create self-paced tutorials they can take at any time.

Want to learn more? Just keep reading. Feel free to jump to the sections that interest you most.

No downloads: Easy to use for any number of attendees

Works in your browser using Flash, offering a browser-like tabbed interface and MS Office-like keyboard shortcuts.



Available from the web

Porai offers a simple user interface which lets you focus on teaching - not the technology. Our easy- to-use tool works on any operating system and requires no software installation or changes in your users' systems or training. Simply log in to start.

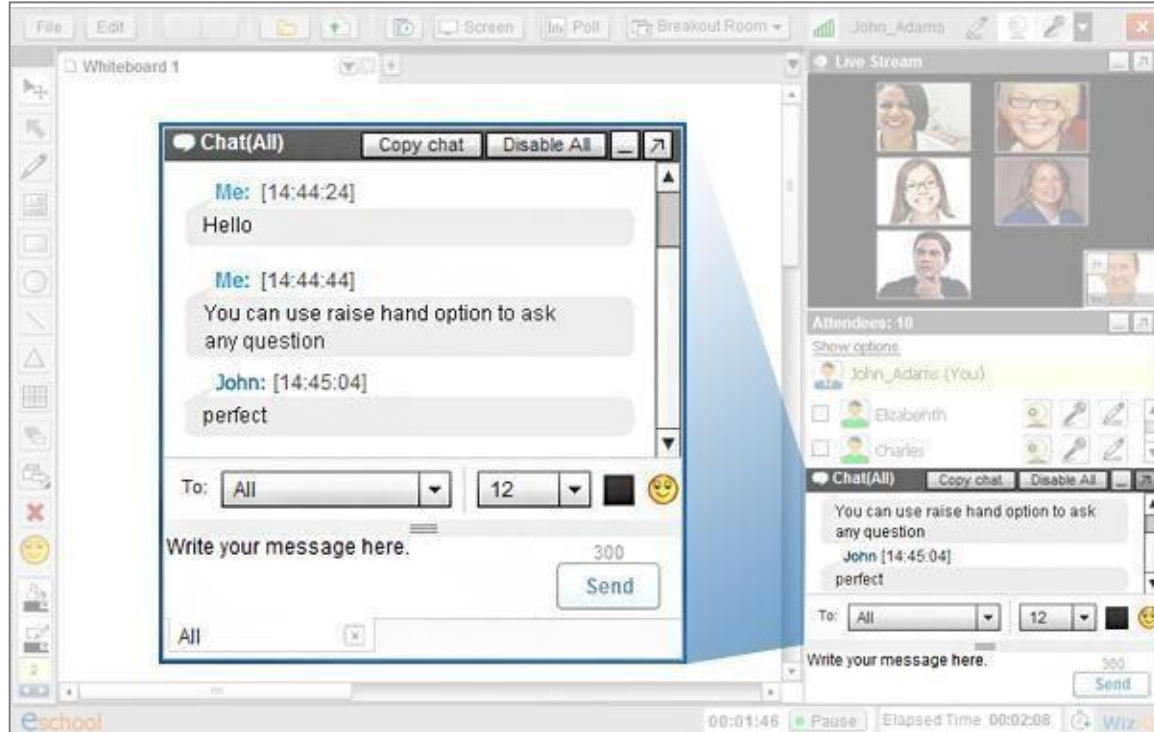
However, a Porai training team is available to provide assistance to teachers and students, if desired.

Familiar menu and shortcuts

To save you time and energy, we've kept our menus and shortcuts as simple as possible. You'll find familiar menus such as File, Edit, Settings, and so on, and common shortcuts such as Ctrl+C (Copy), Ctrl+X (Cut), and Ctrl+V (Paste).

Text chat for easy and effective communication

Real time communication through private and group text chat, with emoticons and font colors for context and personality.



Effective communication – one-on-one or in a group

Text chat with your students within the online classroom for effective real-time communication. Give some personal attention with one-on-one chat, and work with others in a group. Our multi-language capabilities allow you to chat in the language your students best understand.

Use emoticons and different colors in the chat box

Make your interaction informal and help students feel at ease by using emoticons in class. Use different fonts and colors to distinguish speakers, topics, or contexts in the chat room. You'll never miss a single detail.

Live audio and video communication for full interactivity

Teach and collaborate with 6 live video streams, echo cancellation, and full-screen video.



Live video streams for up to 6 people, headset-free

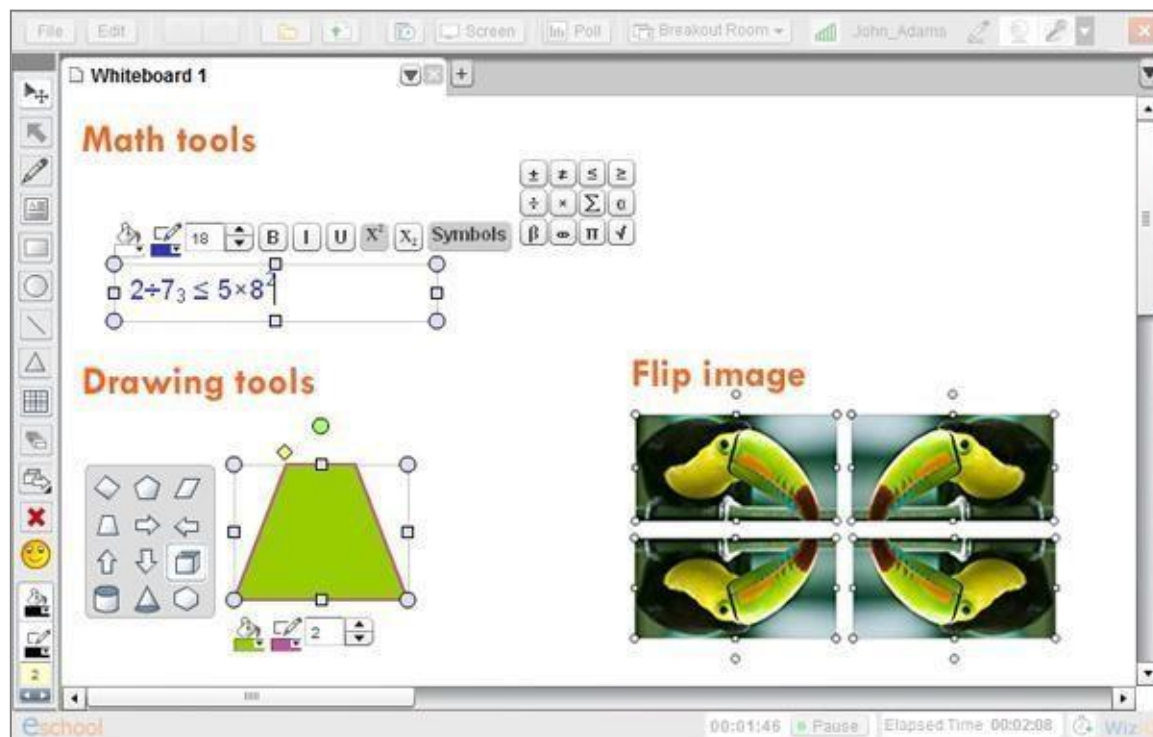
Connect with your students through audio and video with complete echo cancellation. No more headsets. No echo even with speakers! Enjoy live video streams for up to 6 people via VoIP, and audio communication for any number of people simultaneously. No server delays or latency issues. We offer advanced P2P for reliable, real-time collaboration.

Use full screen video and allow audio/video interaction

A single click changes you to full-screen mode, which enlarges a video to fill your entire computer or device's screen. To allow your students to speak, presenters can pass the microphone or webcam with a single click, adjusting video quality to optimize bandwidth. Give students the floor, allow attendees to share their desktops, or even to annotate yours. All with no cumbersome downloads.

Whiteboard tools to write or draw anything

One-stop-shop for all your teaching resources - drawing tool, math tool, group/ungroup objects, and tabs for multiple whiteboards.



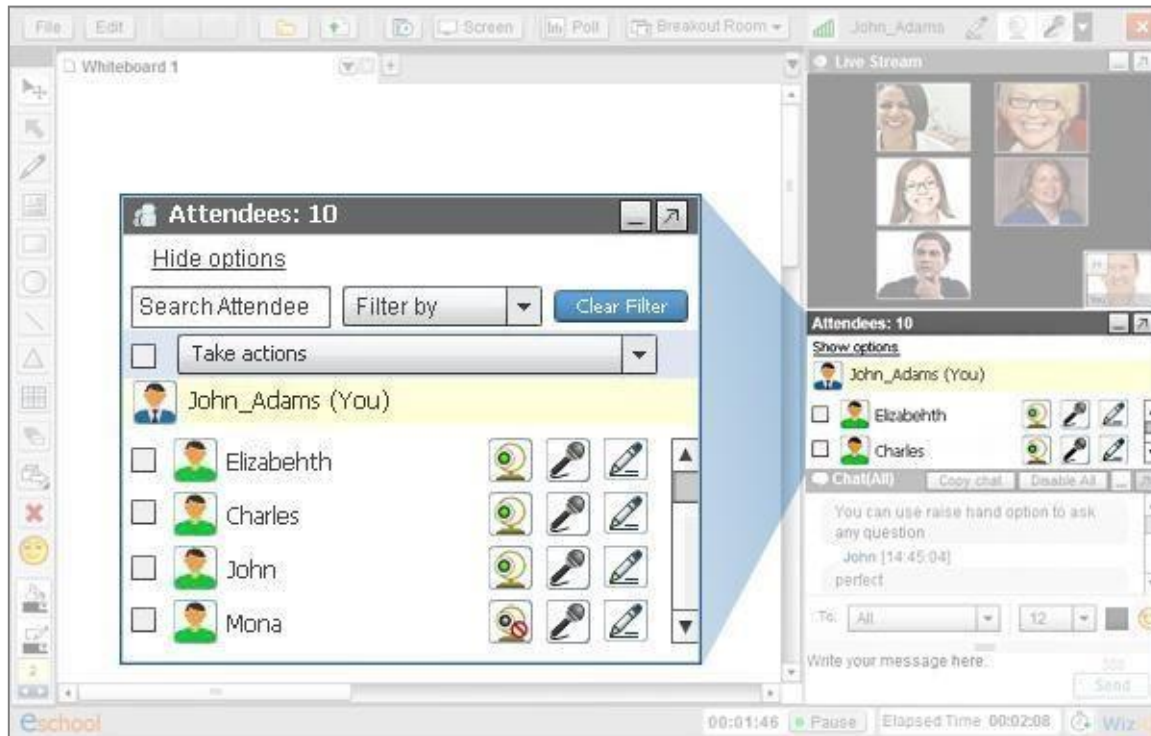
In the Porai Virtual Classroom, the whiteboard consumes the largest portion of screen real estate. There you can:

- Project slides, play PowerPoint presentations, and share document files by uploading them from the content library or your computer.
- Play videos by selecting from the media library, or pasting the YouTube URL directly.
- Write on the whiteboard using multiple tools, ranging from multilingual text, to math with formulas, shapes for diagrams, and more.

Treat your whiteboard as a virtual flip chart, where you can give students the writing controls so they can brainstorm. Instead of tearing off the full sheet when you're finished, you can save it for reference later, and start with another blank whiteboard. Even better, using browser-like tabs, you can have multiple whiteboards in use without having to erase anything.

Intuitive controls to moderate your class

Allow attendees to use the microphone, webcam, and write on the whiteboard, or let them simply watch the lecture.



Filter and transfer controls with a single click

To keep down chatter and distractions, you can filter students by devices accessible to them and controls. For example, you can filter students with video, without video, with audio, without audio, with writing, without writing, raised hand, blocked attendees, no devices, no audio device and no video device; and accordingly transfer the microphone, webcam, and sharing controls.

Track attendee activity and block students

Track attendee activity in real time and block disruptive students if required. Blocked students can still see the class in-progress, with complete view of the whiteboard, video, and audio, but are blocked from active participation.

Conduct high-impact presentations

Play audio and video files instantly, including YouTube videos, and control playback for all attendees.



Play presentations on-the-fly

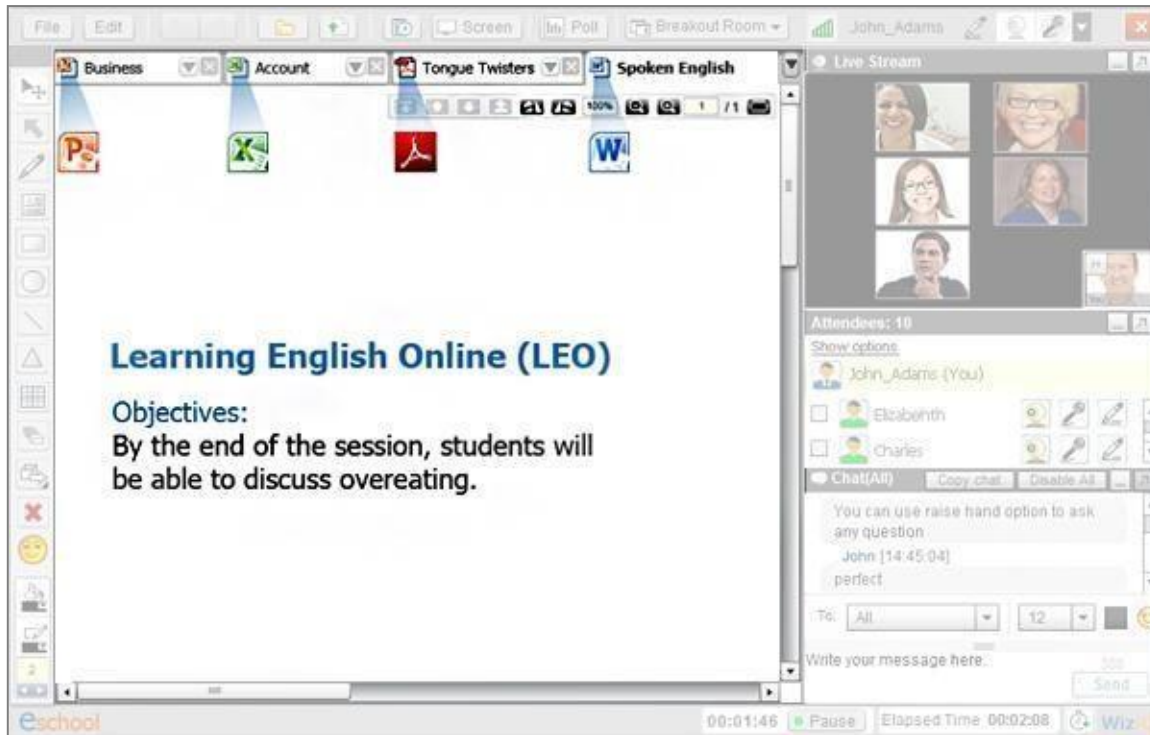
Conduct a high-impact presentation by playing audio and video files in the built-in media player, sharing YouTube videos in the Virtual Classroom, and even sharing your entire Desktop. The right PowerPoint presentation, complete with animation, can be highly effective in the Virtual Classroom when explaining a concept.

Navigate using the slide thumbnail, and share presenter notes

To make it easy for your students to follow, share your presenter notes during your presentation, or navigate through the slide thumbnails. Students can get simple, immediate feedback or engage the instructor by raising their virtual hands.

Share anything inside the virtual classroom

Share documents, your desktop, PowerPoint presentations, audio files, video files, and more.

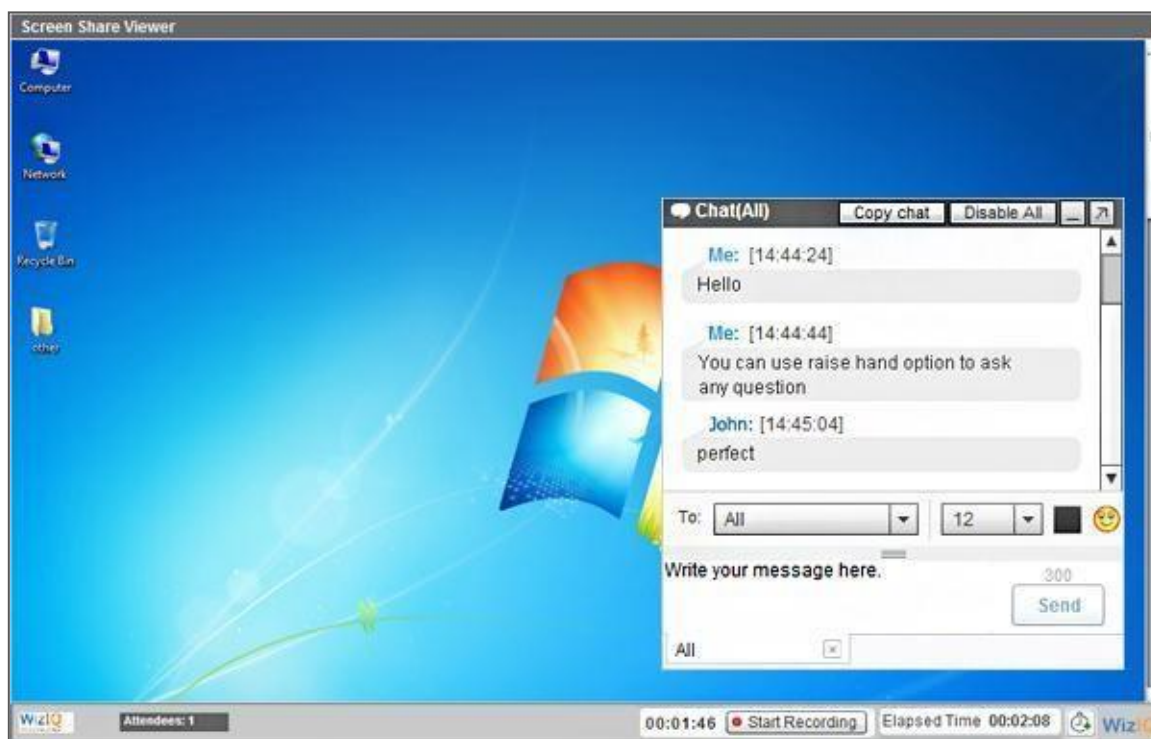


In the Porai Virtual Classroom, a single click is all it takes to share PowerPoint Presentations, PDFs, whiteboards, videos from YouTube, or your entire desktop. Upload your content into our content repository before class, or upload it on-the-fly during class.

Pass controls to your attendees so they can share their desktops or annotate yours. It's the perfect solution when you need to switch between different sharing modes without transitions or distractions. Files simply live in the cloud.

Share your desktop's screen

Screen sharing is now Flash-based and runs seamlessly on both the Mac and Windows.

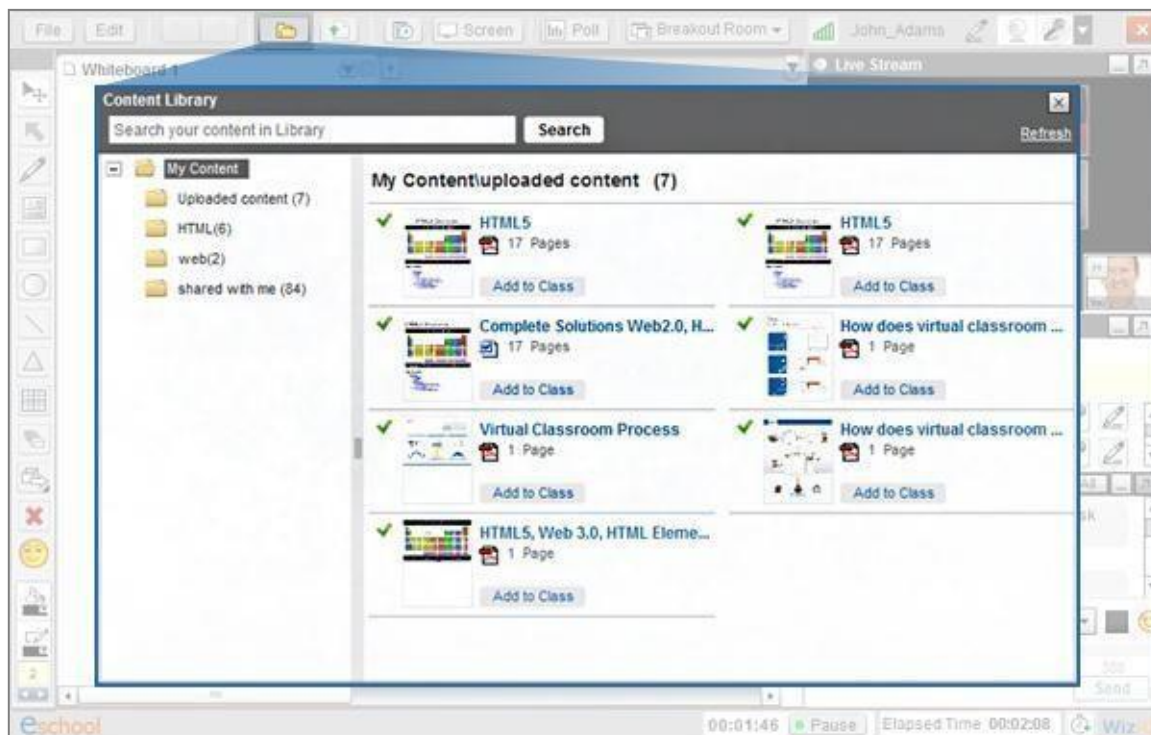


To share their screen with students, presenters just need the Java Runtime environment (JRE 1.5 or above). Students can just use Flash to see you working on documents, using an application/software, or browsing the Internet. Anything you do gets captured in the class recording too! Students can also share screens in the class if writing control is transferred to them. Students will also need the Java Runtime environment (JRE 1.5 or above) to share their screen.

What's more - manage your screen sharing by choosing exactly what you want to share, whether that's a specific window, a particular application, or your complete desktop.

Content library – A repository of your content on Porai

Combine a wide range of content – documents, drawings, e-mail, and spreadsheets – in a single portfolio to share with students

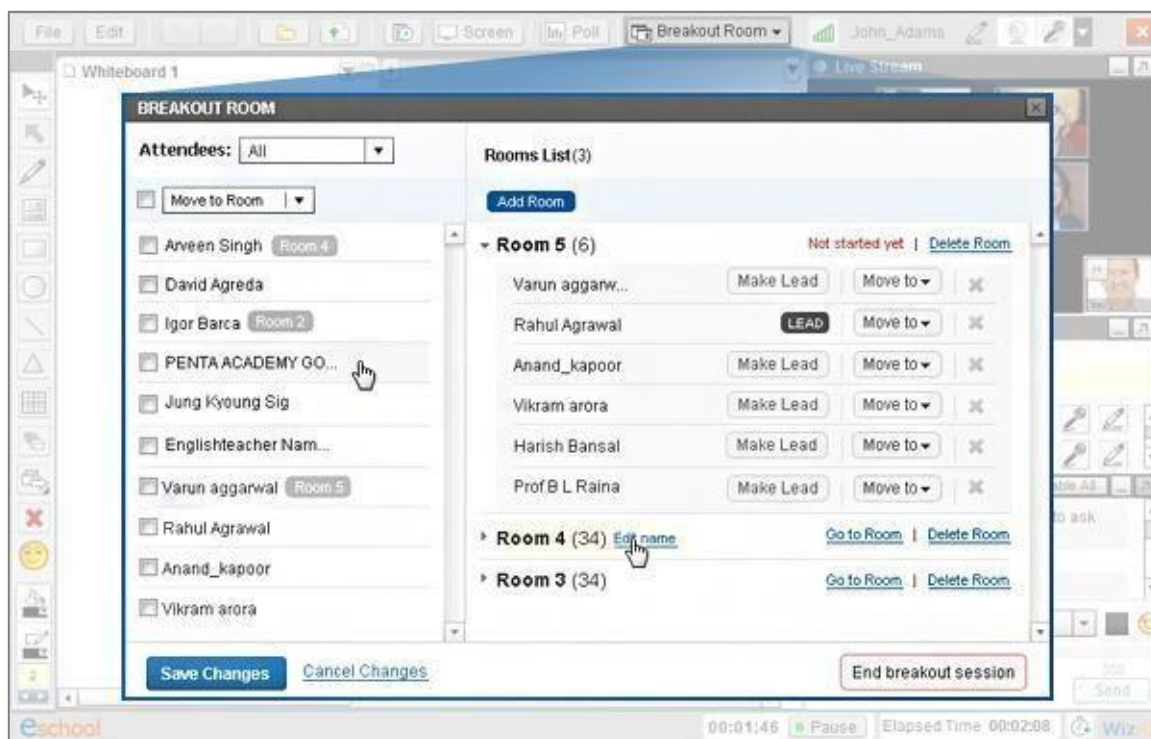


Upload files into Porai's content repository and share them with your students in the Porai Virtual Classroom, your contacts, or even the world. The choice is yours.

You can upload up to 20 MB file size for each doc-docx, pdf, xls-xlsx, ppt-pptx-pps-ppsx, swf-flv and 50 MB file size for each mov-avi-mpeg-wmv and wav-wma-mp3. You can also embed videos from YouTube, presentations from authorSTREAM, and documents from SlideShare in the content library.

Breakout room for group assignments!

Create any number of breakout rooms, move students to different rooms easily.



Teachers can create any number of breakout rooms to facilitate small group assignments, discussions, or private meetings, moving students and content between breakout rooms and the main room as required. Like the main room, breakout rooms have their own live audio and video communication, text chat, whiteboard, document sharing, and more.

Breakout rooms do not support desktop sharing, the media player, or polls. They also cannot be recorded, unlike the main classroom. Recordings do not capture the activity that happens in the breakout rooms.

Record your class - while transforming learning

Record your class as it happens, including presenters' audio and video inputs, and multiple whiteboards.



Every class conducted on Porai is recordable - if you choose to record it. Your complete class gets captured when you record (except the breakout rooms). Later, when you play it back, the recordings play like the real class without delay or disruption, including any media sharing (audio/videos), desktop sharing, and content sharing that occurs.

Recording saves time for students so they don't have to scribble notes! They can always go back to the recording to refresh their concepts. Teachers can also watch the recordings to improve their teaching skills. Like the Porai Virtual Classroom, recordings are also accessible from any web browser - since it plays in Flash, no other plug-in is required.

See the attendee list inside the classroom, and maintain records with attendance reports

Generate a complete attendance report for your class.

Attendance and permissions

Attended








Awaiting Reply

Allow View

Disallow View

Allow Download

Disallow Download

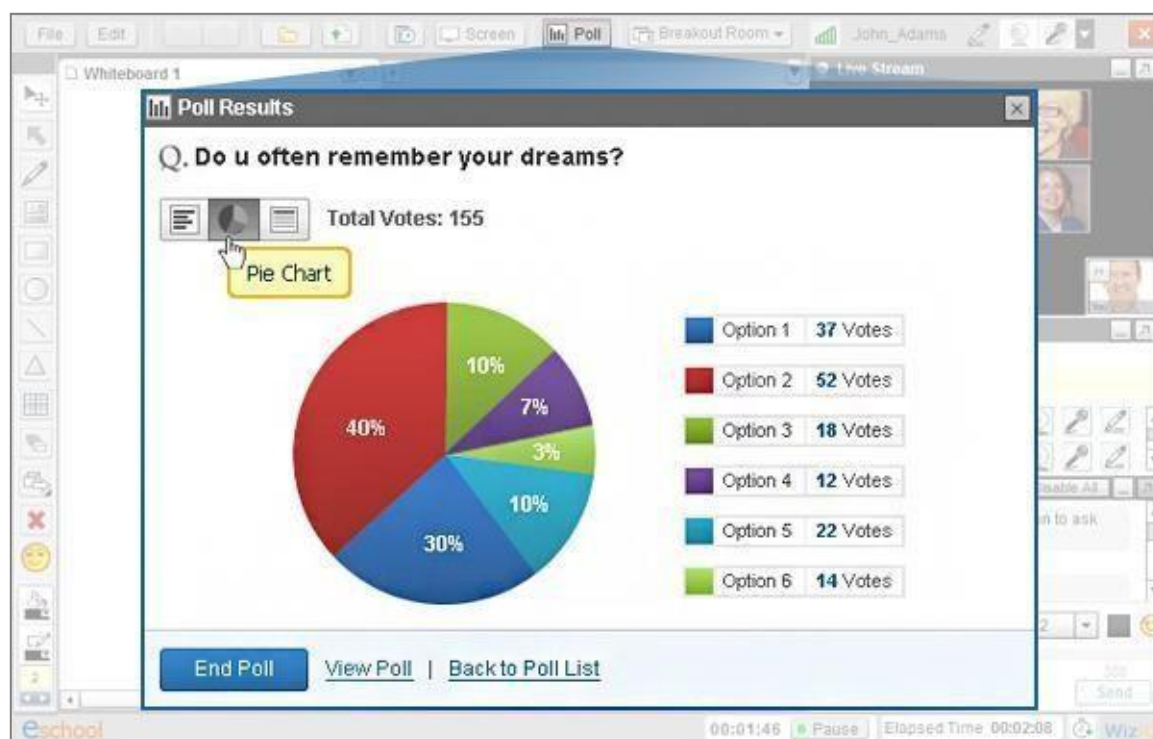
<input type="checkbox"/> Name	Attendance ▾	Recording Views	Recording Downloads
<input type="checkbox"/> Robben Wainer	61 mins	4 Views 	1 Downloads
<input type="checkbox"/> John	11 mins	2 Views  Disallow	1 Downloads
<input type="checkbox"/> dr.hussen mohamed goma... Add contact	55 mins	7 Views 	0 Downloads
<input type="checkbox"/> Gagan Thapar	48 mins	0 Views 	0 Downloads
<input type="checkbox"/> Suneel	36 mins	4 Views 	2 Downloads
<input type="checkbox"/> Gaurav Add contact	61 mins	2 Views 	0 Downloads
<input type="checkbox"/> Carina Soares	61 mins	3 Views 	0 Downloads

Every time a student enters or leaves a classroom, his log in and log out time is recorded. By the end of the class, a complete attendance report is available based on this information.

Teachers can use this report for their own records, or send it to the parents. They no longer have to worry about keeping a tab on the students - they can entirely focus on teaching. This attendance data can be sent to other applications as well, such as an attendance management system or a course management system.

Get instant feedback with polls

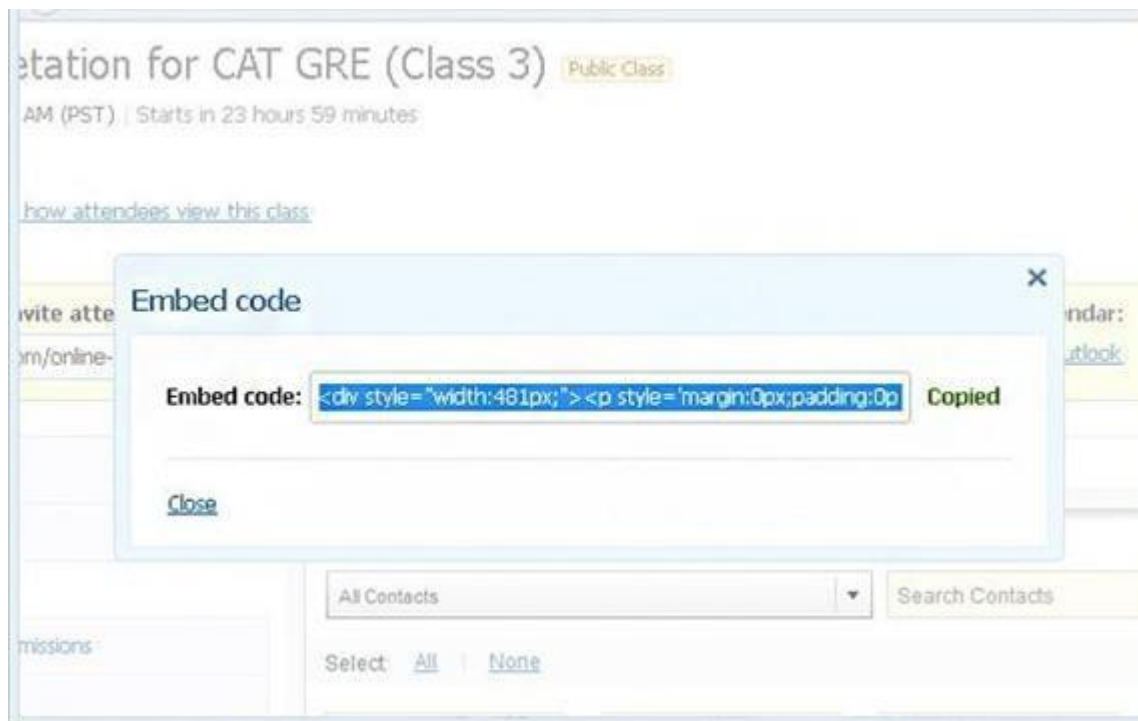
A polling survey for students in the classroom.



Teachers can create poll questions in a live class to get instant feedback. Whether you want to get feedback on a particular class/course/teaching style/methodology, assess students' preparation levels for upcoming exams, create a quick quiz, or conduct a marketing survey, the graphical representation of the results makes them instantly useful.

Get the best out of social media

Embed links on your website, blog, or Facebook simply by copy-paste of HTML code - no API integration required.



Let your students know about your upcoming class and invite them to attend by embedding the links to your courses and classes on your website, blog, or Facebook.

It's very easy - write a post, talk about your upcoming class, and embed the link. Your readers will know what to expect, and yes, you'll subtly urge them to share the post as well, or share the class link with their peers.

We also offer a widget to advertise your class. The Porai class widget is easy to embed on your blog or website, looks very catchy, and always makes people click.

Charges



Individual :

Tutor : (1 to 1) : Taka 75 per hour
Tutor (2 to max 5 student) : Taka 150 (6 to 10) :
Taka 225 (11-25) : Taka 300
Class room duration : 120 min
Server side recording ; max cloud storage : 10 GB

Institute :

Concurrent class : 5/10//20
Student per class : 10/20/50
Max duration : 120 min
Server side session recording
Max cloud storage : 25/50/100 GB
Charge : Taka 60000/100000/175000 per month



We'd love to help you!

We talk a lot about how the Porai Virtual Classroom easy to use – after all, that's one of our goals. With that said, we also make sure you receive whatever help you need at every step. We offer online training for students and learners. We also provide 24x5 phone-based support and 1-business day e-mail support. All the help you need is right here!

Have questions?

Contact sales at: +880-9606-252525

Write to us at: info@dnsgroup.net

THANK YOU